

KEDIA ADVISORY



DAILY BULLION REPORT

4 Aug 2025

- BULDEX
- GOLD
- SILVER



Kedia Stocks & Commodities Research Pvt. Ltd.

Research Advisory | White Labelling | Digital Marketing



BULDEX SNAPSHOT

Commodity	Expiry	Open	High	Low	Close	% Change
MCXBULDEX	27-Aug-25	22830.00	23180.00	22780.00	23086.00	0.88
MCXBULDEX	23-Sep-25	0.00	0.00	0.00	23281.00	0.80

BULLION SNAPSHOT

Commodity	Expiry	Open	High	Low	Close	% Change
GOLD	3-Oct-25	98702.00	99975.00	98292.00	99754.00	1.00
GOLD	5-Dec-25	99598.00	100818.00	99197.00	100631.00	0.95
GOLDMINI	5-Aug-25	97981.00	99002.00	97500.00	98756.00	0.91
GOLDMINI	5-Sep-25	98300.00	99463.00	97900.00	99240.00	0.90
SILVER	5-Sep-25	109854.00	111000.00	109113.00	110258.00	0.26
SILVER	5-Dec-25	111787.00	112629.00	110840.00	111966.00	0.27
SILVERMINI	29-Aug-25	109923.00	110886.00	109035.00	110196.00	-0.86
SILVERMINI	28-Nov-25	111899.00	112734.00	110920.00	112068.00	3.95

OPEN INTEREST SNAPSHOT

Commodity	Expiry	% Change	% Oi Change	Oi Status
MCXBULDEX	27-Aug-25	0.88	-2.13	Short Covering
MCXBULDEX	23-Sep-25	0.80	0.00	Short Covering
GOLD	3-Oct-25	1.00	3.62	Fresh Buying
GOLD	5-Dec-25	0.95	0.83	Fresh Buying
GOLDMINI	5-Aug-25	0.91	-46.34	Short Covering
GOLDMINI	5-Sep-25	0.90	5.33	Fresh Buying
SILVER	5-Sep-25	0.26	2.41	Fresh Buying
SILVER	5-Dec-25	0.27	4.90	Fresh Buying
SILVERMINI	29-Aug-25	0.28	-0.86	Short Covering
SILVERMINI	28-Nov-25	0.23	3.95	Fresh Buying

INTERNATIONAL BULLION SNAPSHOT

Commodity	Open	High	Low	Close	% Change
Gold \$	3364.30	3364.41	3354.62	3362.13	-0.31
Silver \$	37.04	37.05	36.97	37.03	-0.67

RATIOS

Ratio	Price	Ratio	Price	Ratio	Price
Gold / Silver Ratio	90.47	Silver / Crudeoil Ratio	18.73	Gold / Copper Ratio	113.40
Gold / Crudeoil Ratio	16.94	Silver / Copper Ratio	125.34	Crudeoil / Copper Ratio	6.69

Important levels for Jewellery/Bullion Dealers



MCX GOLD

Booking Price for Sellers	Booking Price for Buyers
100064.00	99444.00
100274.00	99234.00



MCX SILVER

Booking Price for Sellers	Booking Price for Buyers
110978.00	109538.00
111738.00	108778.00



RUPEE

Booking Price for Sellers	Booking Price for Buyers
87.31	86.95
87.53	86.73



COMEX GOLD


Booking Price for Sellers	Booking Price for Buyers
3365.10	3339.80
3378.00	3326.90



COMEX SILVER

Booking Price for Sellers	Booking Price for Buyers
37.21	36.39
37.52	36.08

Click here for download Kedia Advisory **Special Research** Reports



Technical Snapshot



SELL GOLD OCT @ 100000 SL 100400 TGT 99500-99200. MCX

Observations

Gold trading range for the day is 97655-101025.

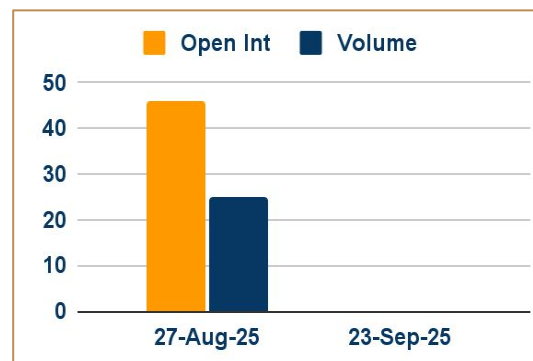
Gold rose as the latest US jobs report added to evidence of a cooling labor market.

The US economy added just 73,000 jobs in July, falling short of the 100,000 projected.

Markets are now pricing in a 75% probability of a September rate cut—up sharply from 45% prior to the report.

India's gold consumption in 2025 is set to fall to a five-year low, as record-high prices are denting jewellery purchases.

OI & Volume



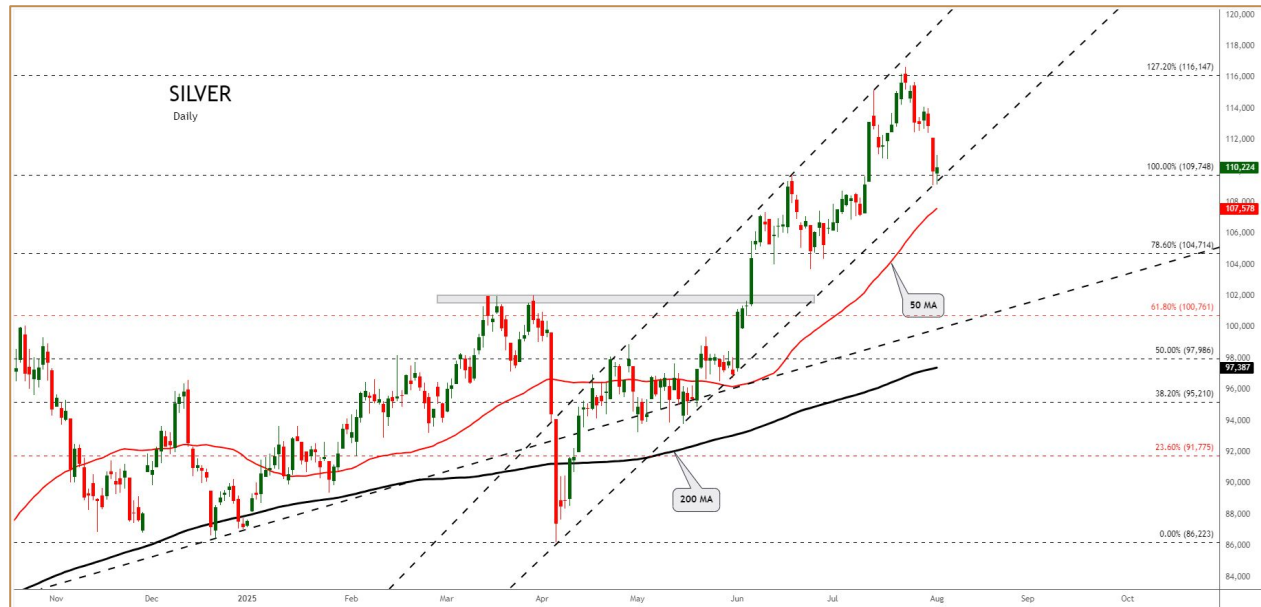
Spread

GOLD DEC-OCT	877.00
GOLDMINI SEP-AUG	484.00

Trading Levels

Commodity	Expiry	Close	R2	R1	PP	S1	S2
GOLD	3-Oct-25	99754.00	101025.00	100390.00	99340.00	98705.00	97655.00
GOLD	5-Dec-25	100631.00	101840.00	101235.00	100215.00	99610.00	98590.00
GOLDMINI	5-Aug-25	98756.00	99920.00	99340.00	98420.00	97840.00	96920.00
GOLDMINI	5-Sep-25	99240.00	100435.00	99840.00	98870.00	98275.00	97305.00
Gold \$		3362.13	3369.79	3365.38	3360.00	3355.59	3350.21

Technical Snapshot



SELL SILVER SEP @ 111000 SL 112000 TGT 110000-109000. MCX

Observations

Silver trading range for the day is 108240-112010.

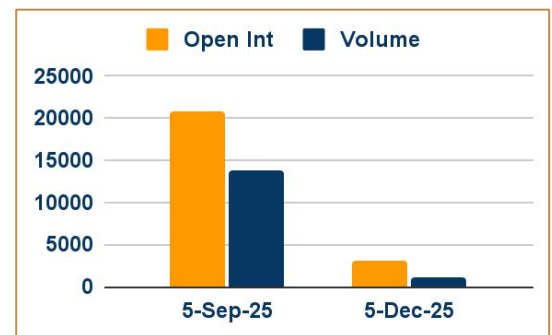
Silver gained as US dollar index slumped to 99 from the two-month high of 100.

US nonfarm payrolls rose by 73K in July 2025, well below expectations of 110K.

Retail investment in silver has experienced contrasting fortunes so far this year.

The US unemployment rate rose slightly to 4.2% in July 2025 from 4.1% in June, aligning with market expectations.

OI & Volume



Spread

SILVER DEC-SEP	1708.00
SILVERMINI NOV-AUG	1872.00

Trading Levels

Commodity	Expiry	Close	R2	R1	PP	S1	S2
SILVER	5-Sep-25	110258.00	112010.00	111135.00	110125.00	109250.00	108240.00
SILVER	5-Dec-25	111966.00	113600.00	112780.00	111810.00	110990.00	110020.00
SILVERMINI	29-Aug-25	110196.00	111890.00	111045.00	110040.00	109195.00	108190.00
SILVERMINI	28-Nov-25	112068.00	113720.00	112890.00	111905.00	111075.00	110090.00
Silver \$		37.03	37.10	37.07	37.02	36.99	36.94

Gold rose as the latest US jobs report added to evidence of a cooling labor market and strengthened expectations of a Federal Reserve rate cut in September. The US economy added just 73,000 jobs in July, falling short of the 100,000 projected, while the unemployment rate ticked up to 4.2%, up from 4.1% in June. In response, markets are now pricing in a 75% probability of a September rate cut—up sharply from 45% prior to the report.

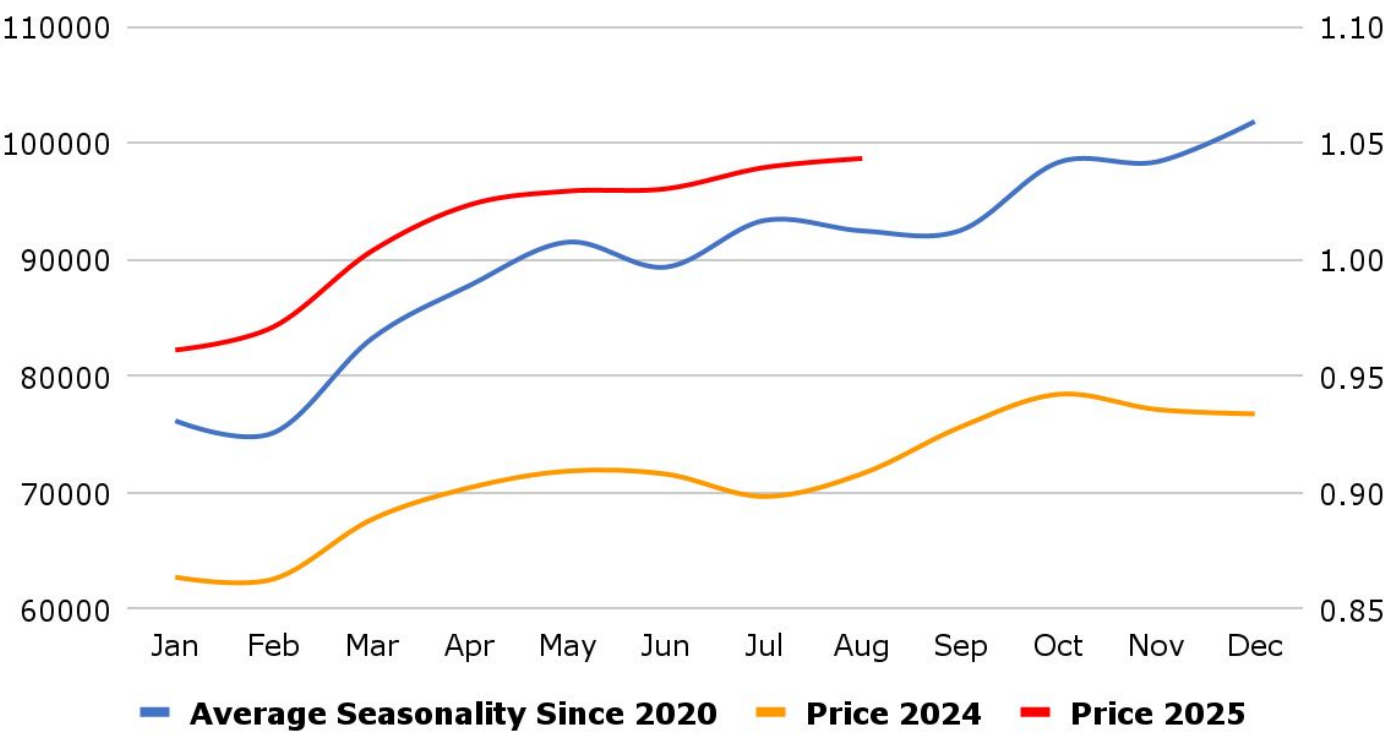
Gold demand in key Asian hubs improves amid price correction - Physical gold demand in key Asian markets improved slightly as a pullback in prices sparked buying interest, though volatility kept some buyers cautious. Discounts offered by Indian dealers narrowed to as much as \$7 an ounce over official domestic prices, compared to up to \$15 last week. In China, dealers quoted gold in a wide range, between a discount of \$4.2 and a premium of \$12 per ounce above international rates. In Hong Kong gold was sold at par to a \$1.50 premium, while Singapore prices ranged from par to a \$1.40 premium. In Japan, bullion was sold at par to a premium of \$0.60.

India's gold demand to hit 5 – year low as record prices dent jewellery sales, WGC says - India's gold consumption in 2025 is set to fall to a five-year low, as record-high prices are denting jewellery purchases, overshadowing a slight boost in investment demand, the World Gold Council said. Gold demand in the world's second-biggest consumer of the precious metal could stand between 600 metric tons and 700 metric tons in 2025, the lowest since 2020, and down from last year's 802.8 tons, Sachin Jain, CEO of WGC's Indian operations, told. Demand could reach 700 tons if prices stabilise, but a 10%–15% price rise driven by geopolitical factors may pull it down to the lower end of the range, he said. India's gold consumption in the April-to-June quarter fell 10% from a year ago to 134.9 tons, as jewellery demand fell 17% while investment demand rose 7% in the quarter, the WGC said. Demand in the September quarter is expected to be lower than last year's 248.3 tons, when New Delhi's move to reduce import duties boosted purchases, Jain said. "Gold ETFs in India are at a very important cusp for growth, and as India becomes more digitised, they are gaining popularity and prominence," he said.

Global gold demand up 3% in second quarter as investment jumps, WGC says - Global gold demand including over-the-counter (OTC) trading rose by 3% year-on-year to 1,248.8 metric tons in the second quarter of 2025 as investment jumped 78%, the World Gold Council said. Demand for gold bars rose 21% in the second quarter, offsetting a continuing slump in demand for coins, said the WGC. Physically backed gold exchange-traded funds recorded their largest semi-annual inflow since the first half of 2020 from January to June, the WGC said earlier in July. Global gold jewellery consumption, the main category of physical demand, fell 14% to 341.0 tons, the lowest level since the pandemic-swept third quarter of 2020, as the high prices deterred buyers. "Much of the decline came from China and India, whose combined market share fell below 50% for only the third time in the last five years," the WGC said. Central banks, another major source of gold demand, reduced purchases by 21% to 166.5 tons in the second quarter, the WGC. On the supply front, recycling added 4% to 347.2 tons in the second quarter, but remained relatively subdued despite record prices, as Indian consumers opted to exchange old jewellery for new, or to pledge it as collateral against loans.

India's June gold imports fall to two – year low as record price dents demand - India's gold imports in June fell 40% from a year ago to their lowest level in more than two years, as a price rally to a record high sapped demand, a government and two industry officials told. Imports to India, fell to 21 tons, the lowest since April 2023, said a government official. In value terms, gold imports fell to \$1.84 billion in June from \$2.48 billion a year ago, the official said. In the past decade, on average, India imported 52.4 tons of gold in June. In the first half of 2025, India's gold imports fell 30% from a year ago to 204.1 tons, the lowest since the first half of 2020, when the COVID-19 outbreak led to lockdown, the trade ministry data showed. Silver imports in June nearly doubled from a year ago to 197 tons, but were significantly lower than the 544 tons imported in May, the government official said.

MCX Gold Seasonality



MCX Silver Seasonality



USDINR Seasonality



Weekly Economic Data

Date	Curr.	Data
Aug 4	EUR	Spanish Unemployment Change
Aug 4	EUR	Sentix Investor Confidence
Aug 4	USD	Factory Orders m/m
Aug 5	EUR	French Gov Budget Balance
Aug 5	EUR	French Industrial Production m/m
Aug 5	EUR	Spanish Services PMI
Aug 5	EUR	Italian Services PMI
Aug 5	EUR	French Final Services PMI
Aug 5	EUR	German Final Services PMI
Aug 5	EUR	Final Services PMI
Aug 5	EUR	PPI m/m
Aug 5	USD	Trade Balance
Aug 5	USD	Final Services PMI

Date	Curr.	Data
Aug 6	EUR	French Prelim Private Payrolls q/q
Aug 6	EUR	Italian Industrial Production m/m
Aug 6	EUR	Retail Sales m/m
Aug 6	USD	Crude Oil Inventories
Aug 7	EUR	German Industrial Production m/m
Aug 7	EUR	German Trade Balance
Aug 7	EUR	French Trade Balance
Aug 7	USD	Unemployment Claims
Aug 7	USD	Prelim Nonfarm Productivity q/q
Aug 7	USD	Prelim Unit Labor Costs q/q
Aug 7	USD	Final Wholesale Inventories m/m
Aug 7	USD	FOMC Member Bostic Speaks
Aug 7	USD	Natural Gas Storage

This Report is prepared and distributed by Kedia Stocks & Commodities Research Pvt Ltd. Our SEBI REGISTRATION NUMBER - INH000006156. for information purposes only. The recommendations, if any, made herein are expressions of views and/or opinions and should not be deemed or construed to be neither advice for the purpose of purchase or sale through KSCRPL nor any solicitation or offering of any investment /trading opportunity. These information/opinions/ views are not meant to serve as a professional investment guide for the readers. No action is solicited based upon the information provided herein. Recipients of this Report should rely on information/data arising out of their own investigations. Readers are advised to seek independent professional advice and arrive at an informed trading/investment decision before executing any trades or making any investments. This Report has been prepared on the basis of publicly available information, internally developed data and other sources believed by KSCRPL to be reliable. KSCRPL or its directors, employees, affiliates or representatives do not assume any responsibility for or warrant the accuracy, completeness, adequacy and reliability of such information/opinions/ views. While due care has been taken to ensure that the disclosures and opinions given are fair and reasonable, none of the directors, employees, affiliates or representatives of KSCRPL shall be liable for any direct, indirect, special, incidental, consequential, punitive or exemplary damages, including lost profits arising in any way whatsoever from the information/opinions/views contained in this Report. The possession, circulation and/or distribution of this Report may be restricted or regulated in certain jurisdictions by appropriate laws. No action has been or will be taken by KSCRPL in any jurisdiction (other than India), where any action for such purpose (s) is required. Accordingly, this Report shall not be possessed, circulated and/ or distributed in any such country or jurisdiction unless such action is in compliance with all applicable laws and regulations of such country or jurisdiction. KSCRPL requires such a recipient to inform himself about and to observe any restrictions at his own expense, without any liability to KSCRPL. Any dispute arising out of this Report shall be subject to the exclusive jurisdiction of the Courts in India.

KEDIA ADVISORY**KEDIA STOCKS & COMMODITIES RESEARCH PVT LTD****Mumbai, India****SEBI REGISTRATION NUMBER - INH000006156****For more details, please contact: +91 93234 06035 / 96195 51022****Email: info@kediaadvisory.com****Regd.Off.: 1, 2, 3 & 4, 1st Floor, Tulip Bldg, Flower Valley Complex, Khadakpada Circle,
Kalyan-(W), Mumbai-421301**